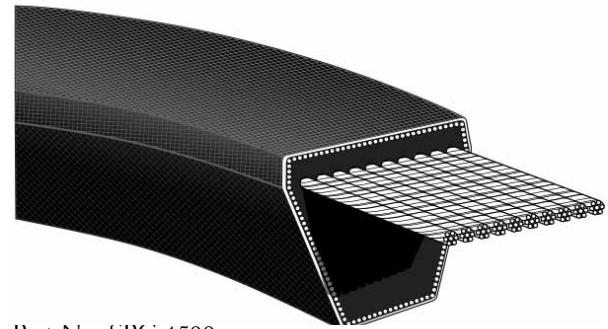





TORQUE FLEX® WEDGE (ISO)



Part No: XPB 2650
 XPB 16 mm Top Width
 2650 2650 mm Datum Length

Part No: SPC 4500
 SPC 22 mm Top Width
 4500 4500 mm Datum Length

V - B E L T

RAW EDGE CONSTRUCTION UP TO 3050 MM, ENVELOPE CONSTRUCTION FROM 3060 MM


APPLICATIONS

Narrow profile belts for compact, high power drives and high shock loading on short centers and small diameters. For designing compact, heavy-duty drives where space limitation is a factor.

KEY FEATURES & BENEFITS

- Greater power than the classical belt.
- Designed to fit ISO 4183 pulleys.
- Strong Vytacord (polyester) tensile members.
- High-grade engineered rubber.
- Oil, ozone and abrasion resistant.
- Temperature resistance: -20 °C to +70 °C.
- Matchmaker* to eliminate mismatch.
- Static conductive** (ISO 1813).

* Refer to Goodyear Engineered Products Matchmaker System (page 84).
 ** Refer to Static Conductive Belts section (page 85).



XPZ/SPZ

Belt reference	Datum length Ld (mm)	Belt reference	Datum length Ld (mm)	Belt reference	Datum length Ld (mm)	Belt reference	Datum length Ld (mm)	Belt reference	Datum length Ld (mm)
XPZ 512	512	XPZ 850	850	XPZ 1140	1140	XPZ 1470	1470	XPZ 2000	2000
XPZ 560	560	XPZ 862	862	XPZ 1150	1150	XPZ 1487	1487	XPZ 2037	2037
XPZ 562	562	XPZ 875	875	XPZ 1162	1162	XPZ 1490	1490	XPZ 2060	2060
XPZ 587	587	XPZ 887	887	XPZ 1180	1180	XPZ 1500	1500	XPZ 2120	2120
XPZ 600	600	XPZ 900	900	XPZ 1187	1187	XPZ 1512	1512	XPZ 2150	2150
XPZ 612	612	XPZ 912	912	XPZ 1200	1200	XPZ 1520	1520	XPZ 2160	2160
XPZ 615	615	XPZ 925	925	XPZ 1202	1202	XPZ 1537	1537	XPZ 2240	2240
XPZ 630	630	XPZ 937	937	XPZ 1212	1212	XPZ 1560	1560	XPZ 2287	2287
XPZ 637	637	XPZ 950	950	XPZ 1237	1237	XPZ 1562	1562	XPZ 2360	2360
XPZ 646	646	XPZ 957	957	XPZ 1250	1250	XPZ 1587	1587	XPZ 2410	2410
XPZ 662	662	XPZ 962	962	XPZ 1262	1262	XPZ 1600	1600	XPZ 2500	2500
XPZ 670	670	XPZ 987	987	XPZ 1270	1270	XPZ 1612	1612	XPZ 2540	2540
XPZ 687	687	XPZ 1000	1000	XPZ 1287	1287	XPZ 1637	1637	XPZ 2580	2580
XPZ 700	700	XPZ 1010	1010	XPZ 1312	1312	XPZ 1650	1650	XPZ 2650	2650
XPZ 710	710	XPZ 1012	1012	XPZ 1320	1320	XPZ 1662	1662	XPZ 2690	2690
XPZ 722	722	XPZ 1024	1024	XPZ 1337	1337	XPZ 1700	1700	XPZ 2800	2800
XPZ 737	737	XPZ 1037	1037	XPZ 1340	1340	XPZ 1737	1737	XPZ 2840	2840
XPZ 750	750	XPZ 1047	1047	XPZ 1362	1362	XPZ 1750	1750	XPZ 2900	2900
XPZ 762	762	XPZ 1060	1060	XPZ 1387	1387	XPZ 1762	1762	XPZ 3000	3000
XPZ 772	772	XPZ 1077	1077	XPZ 1400	1400	XPZ 1800	1800	SPZ 3150	3150
XPZ 787	787	XPZ 1080	1080	XPZ 1412	1412	XPZ 1837	1837	SPZ 3170	3170
XPZ 800	800	XPZ 1087	1087	XPZ 1415	1415	XPZ 1850	1850	SPZ 3350	3350
XPZ 812	812	XPZ 1112	1112	XPZ 1420	1420	XPZ 1900	1900	SPZ 3550	3550
XPZ 825	825	XPZ 1120	1120	XPZ 1437	1437	XPZ 1950	1950		
XPZ 837	837	XPZ 1137	1137	XPZ 1462	1462	XPZ 1987	1987		